



# BNY Mellon Technology Growth Fund

**FACT SHEET**  
Dec 31, 2021

Class A **DTGRX**    Class C **DTGCX**    Class I **DGVRX**    Class Y **DTEYX**

## Goal/Approach

The fund seeks capital appreciation. To pursue this goal, the fund normally invests at least 80% of its net assets, plus any borrowings for investment purposes, in the stocks of growth companies of any size that BNY Mellon Investment Adviser, Inc. believes to be leading producers or beneficiaries of technological innovation. Up to 25% of the fund's assets may be invested in foreign securities. In choosing stocks, the fund looks for technology companies with the potential for strong earnings or revenue growth rates. The fund also may invest in U.S. dollar-denominated American Depository Receipts (ADRs).

## CUSIP

Class A 05587N588  
Class C 05587N570  
Class I 05587N562  
Class Y 05587N687

## Assets for the Fund

\$482,506,277

## Holdings<sup>2</sup>

39

## Dividend Frequency

Annually

## Morningstar Category

Technology

## Lipper Category

Science & Technology Funds

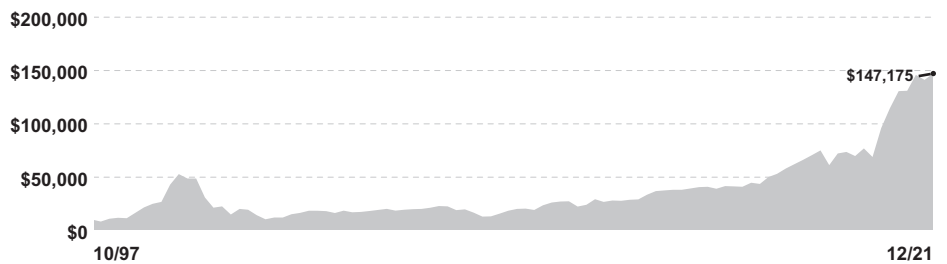
## Sub-Adviser



**Investment Adviser**  
BNY Mellon Investment Adviser, Inc.

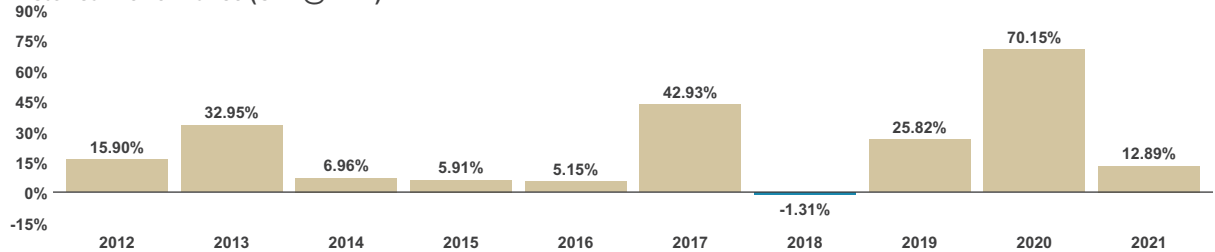
## Growth of a \$10,000 Investment

A hypothetical \$10,000 investment in the fund's Class A shares on 10/13/97 would have been worth \$147,175 on 12/31/21.



This does not reflect the 5.75% maximum front-end sales load applicable to Class A shares which, if reflected, would have lowered performance. Assumes reinvestment of dividends and capital gains. Performance for the fund's other share classes would vary.

## Historical Performance (CL.I @ NAV)<sup>3</sup>



## Average Annual Total Returns (12/31/21)<sup>1</sup>

Share Class/Inception Date	3 M	YTD	1 Yr	3 Yr	5 Yr	10 Yr
Class A (NAV) 10/13/97	4.20%	12.62%	12.62%	33.89%	27.50%	19.82%
Class A (5.75% max. load)	-1.78%	6.15%	6.15%	31.28%	26.00%	19.11%
Class C (NAV) 04/15/99	3.99%	11.72%	11.72%	32.87%	26.53%	18.87%
Class C (1.00% max. CDSC)	3.25%	10.92%	10.92%	32.87%	26.53%	18.87%
Class I (NAV) 04/15/99	4.28%	12.89%	12.89%	34.19%	27.79%	20.12%
Class Y (NAV) 09/30/16	4.29%	12.96%	12.96%	34.30%	27.91%	20.19%
NYSE <sup>®</sup> Technology Index <sup>4</sup>	6.10%	18.03%	18.03%	41.81%	30.22%	23.53%
S&P 500 <sup>®</sup> Index <sup>5</sup>	11.03%	28.71%	28.71%	26.07%	18.47%	16.55%

The performance data quoted represents past performance, which is no guarantee of future results. Share price and investment return fluctuate, and an investor's shares may be worth more or less than original cost upon redemption. Current performance may be lower or higher than the performance quoted. Performance for periods less than 1 year is not annualized. Go to [im.bnymellon.com](http://im.bnymellon.com) for the fund's most recent month-end returns. Total Expense Ratios: Class A 1.15%, Class C 1.94%, Class I 0.93%, Class Y 0.85%. Not all classes of shares may be available to all investors or through all broker-dealer platforms.

<sup>1</sup>The total return performance figures for Class Y of the fund represent the performance of the fund's Class I shares for periods prior to 9/30/16, the inception date for Class Y shares, and the performance of the fund's Class A prior to 4/15/99, the inception date for Class I shares. Performance reflects the applicable class's distribution/servicing fees since the inception date. Investors should consider, when deciding whether to purchase a particular class of shares, the investment amount, anticipated holding period and other relevant factors. <sup>2</sup>Portfolio composition is as of 12/31/2021 and is subject to change at any time. <sup>3</sup>Performance figures may reflect reimbursements or fee waivers, without which the performance would have been lower. <sup>4</sup>Source: Bloomberg. The NYSE<sup>®</sup> Technology Index is an equal-dollar weighted index designed to objectively represent the technology sector by holding 35 of the leading U.S. technology-related companies. <sup>5</sup>Source: FactSet. The S&P 500<sup>®</sup> Index is widely regarded as the best single gauge of large-cap U.S. equities. The index includes 500 leading companies and captures approximately 80% coverage of available market capitalization. Investors cannot invest directly in any index.

"Newton" and/or the "Newton Investment Management" brand refers to Newton Investment Management Limited. Newton is incorporated in the United Kingdom and is authorized and regulated by the Financial Conduct Authority in the conduct of investment business. Newton is registered with the U.S. Securities and Exchange Commission (SEC) as an investment adviser. Newton is a subsidiary of The Bank of New York Mellon Corporation.

Not FDIC-Insured. Not Bank-Guaranteed. May Lose Value.

# BNY Mellon Technology Growth Fund

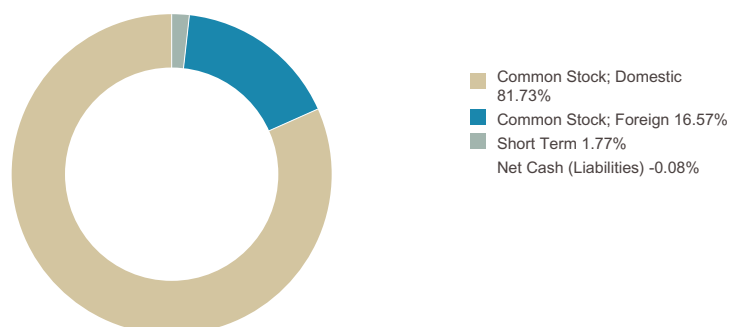
Class A **DTGRX**

Class C **DTGCX**

Class I **DGVRX**

Class Y **DTEYX**

## Asset Allocation<sup>1</sup>



## Top Ten Holdings<sup>1</sup>

NVIDIA	7.64%
QUALCOMM	4.87%
Marvell Technology Group	4.85%
Lam Research	4.60%
Alphabet	4.55%
Roblox	4.43%
Tesla	4.40%
ServiceNow	4.20%
Taiwan Semiconductor Manufacturing	4.19%
Microsoft	4.03%

The holdings listed should not be considered recommendations to buy or sell a security. Large concentrations can increase share price volatility.

## Top Sectors and Industries<sup>1</sup>

Semiconductors & Semiconductor Equipment	30.65%
Software	22.92%
Interactive Media & Services	10.16%
Internet & Direct Marketing Retail	8.95%
It Services	8.46%
Entertainment	8.09%
Automobiles	4.42%
Technology Hardware Storage & Peripherals	1.92%
Communications Equipment	1.86%
Road & Rail	1.16%
Capital Markets	1.13%
Diversified Financials	0.30%

## Portfolio Management

The fund's investment adviser is BNY Mellon Investment Adviser, Inc. (BNYM Investment Adviser). BNYM Investment Adviser has engaged its affiliate, Newton Investment Management North America, LLC (Newton), to serve as the fund's sub-investment adviser. Erik A. Swords and Justin Sumner, CFA are the fund's portfolio managers, a position Mr. Swords has held since December 2008 and Mr. Sumner has held since July 2020. Messrs. Swords and Sumner are directors and senior research analysts at Newton Investment Management North America LLC (Newton), an affiliate of BNYM Investment Adviser.

Investors should consider the investment objectives, risks, charges and expenses of a mutual fund carefully before investing. To obtain a prospectus, or a summary prospectus, if available, that contains this and other information about a fund, contact your financial professional or visit [im.bnymellon.com](http://im.bnymellon.com). Read the prospectus carefully before investing. Investors should discuss with their financial professional the eligibility requirements for Class I and Y shares, which are available only to certain eligible investors, and the historical results achieved by the fund's respective share classes.

BNY Mellon Investment Adviser, Inc., Newton Investment Management North America, LLC and BNY Mellon Securities Corporation are subsidiaries of The Bank of New York Mellon Corporation. BNY Mellon is the corporate brand of The Bank of New York Mellon Corporation.

<sup>1</sup>Portfolio composition is as of 12/31/2021 and is subject to change at any time.

**Risks:** Equities are subject to market, market sector, market liquidity, issuer, and investment style risks, among other factors, to varying degrees. Investing in **foreign denominated and/or domiciled securities** involves special risks, including changes in currency exchange rates, political, economic, and social instability, limited company information, differing auditing and legal standards, and less market liquidity. These risks generally are greater with emerging market countries. **Small and midsize company stocks** tend to be more volatile and less liquid than larger company stocks as these companies are less established and have more volatile earnings histories. The **technology sector** involves special risks, such as the faster rate of change and obsolescence of technological advances, and has been among the most volatile sectors of the stock market. *Recent market risks include pandemic risks related to COVID-19. The effects of COVID-19 have contributed to increased volatility in global markets and will likely affect certain countries, companies, industries and market sectors more dramatically than others. To the extent the fund may overweight its investments in certain countries, companies, industries or market sectors, such positions will increase the fund's exposure to risk of loss from adverse developments affecting those countries, companies, industries or sectors.* **American Depositary Receipts (ADR)** may be subject to certain of the risks associated with direct investments in the securities of foreign companies, such as currency risk, political and economic risk and market risk, because their values depend on the performance of the non-dollar denominated underlying foreign securities. Certain countries may limit the ability to convert ADRs into the underlying foreign securities and vice versa, which may cause the securities of the foreign company to trade at a discount or premium to the market price of the related ADR.

The information being provided is general information about our firm and its products and services. It should not be construed as investment advice or a recommendation with respect to any product or service and should not serve as a primary basis for investment decisions. Please consult a legal, tax or financial professional in order to determine whether an investment product or service is appropriate for a particular situation.